


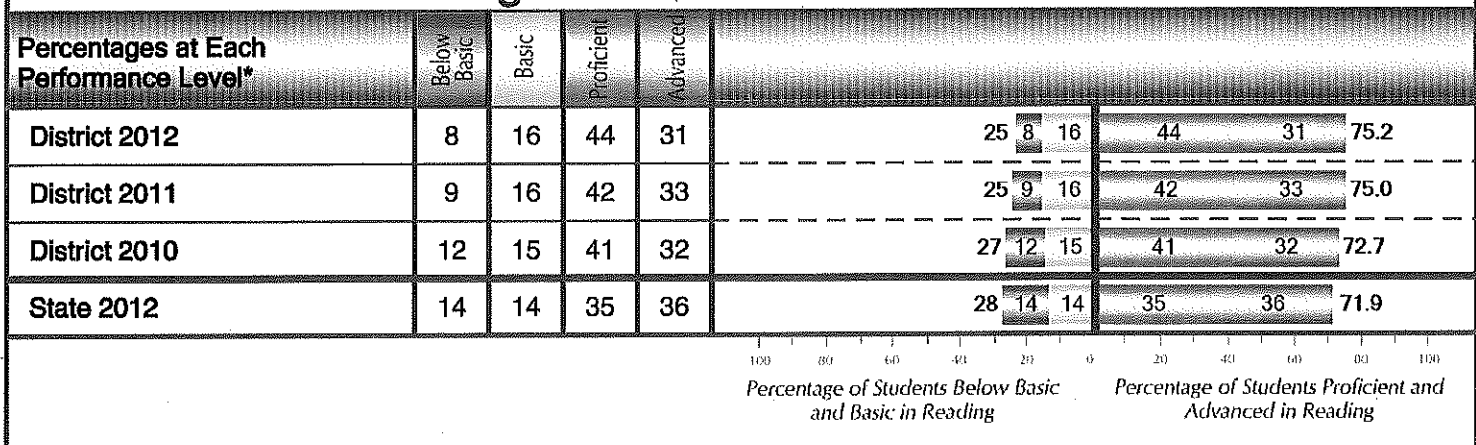
# MIDD-WEST SD Performance Level Distribution by Subject

## Mathematics Performance Level Results



In 2012, 79.3% of the students at MIDD-WEST SD met or exceeded proficiency in Mathematics. Comparatively, 75.7% of the students in Pennsylvania met or exceeded proficiency in Mathematics. Use the 2010 and 2011 data provided to determine your district's three-year progress in Mathematics. These numbers indicate only the students who are in their full academic year.

## Reading Performance Level Results

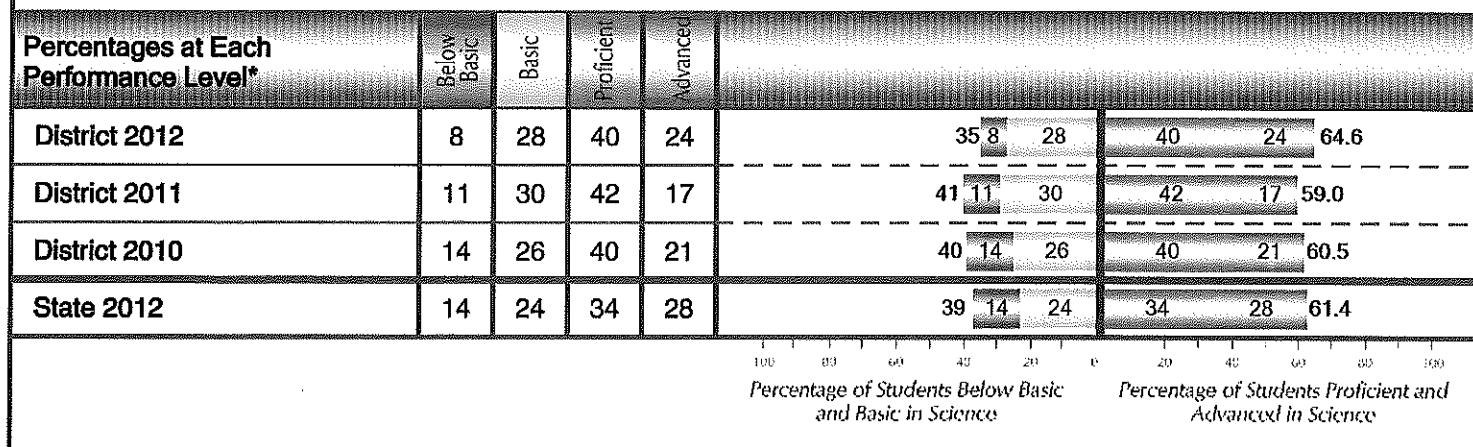


In 2012, 75.2% of the students at MIDD-WEST SD met or exceeded proficiency in Reading. Comparatively, 71.9% of the students in Pennsylvania met or exceeded proficiency in Reading. Use the 2010 and 2011 data provided to determine your district's three-year progress in Reading. These numbers indicate only the students who are in their full academic year.

\*The sum of the percentages may not equal 100 due to rounding.

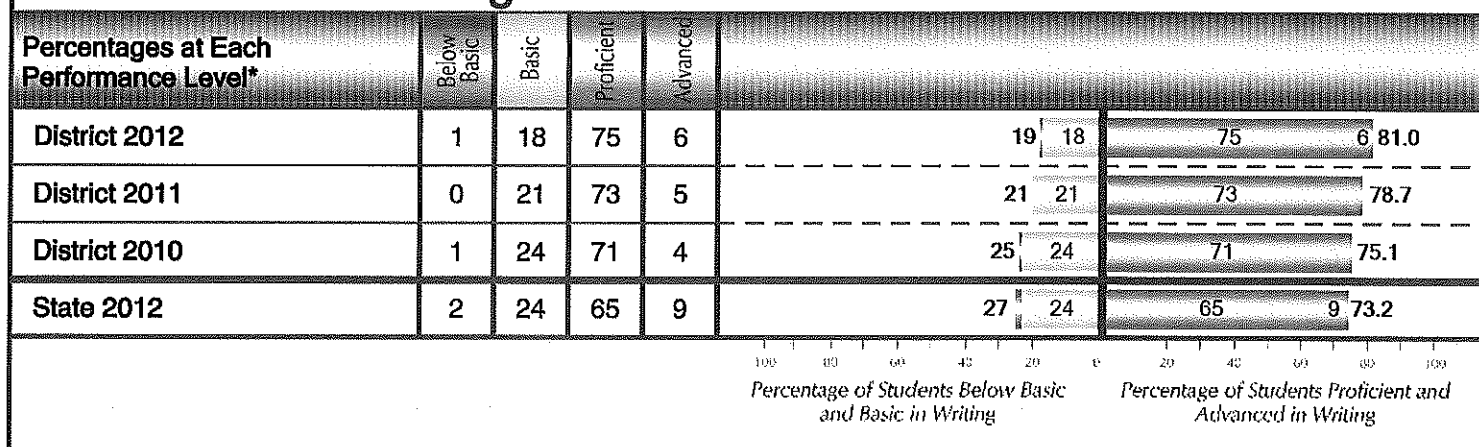
## MIDD-WEST SD Performance Level Distribution by Subject

### Science Performance Level Results



In 2012, 64.6% of the students at MIDD-WEST SD met or exceeded proficiency in Science. Comparatively, 61.4% of the students in Pennsylvania met or exceeded proficiency in Science. Use the 2010 and 2011 data provided to determine your district's three-year progress in Science. These numbers indicate only the students who are in their full academic year.

### Writing Performance Level Results



In 2012, 81.0% of the students at MIDD-WEST SD met or exceeded proficiency in Writing. Comparatively, 73.2% of the students in Pennsylvania met or exceeded proficiency in Writing. Use the 2010 and 2011 data provided to determine your district's three-year progress in Writing. These numbers indicate only the students who are in their full academic year.

\*The sum of the percentages may not equal 100 due to rounding